

CUSTOM MULTI-PIECE SHUTTER SHAKER PANEL - OPEN



SO-3 (shown)
Two Color-Shown

Configurations:

SO-1	SO-2	SO-3	SO-4	SO-5	SO-6	SO-7	SO-8	SO-9	SO-10
100%	50%	33%	20%	60%	25%	40%	20%	20%	40%
		33%	60%		25%		40%		20%
	50%	33%	20%	40%	25%	60%	40%	80%	40%
					25%				

Available in . . .

Closed Panel
SC

Open Panel
SO

Eye-brow
SOA or SCA

Measurements:

- Width:** See specification drawings
- Lengths:** See specification drawings
- Panels:** See specification drawings

Available Colors:

- | | | |
|--------------------|-------------------|---------------------|
| #001 White | #011 Sandalwood | #206 Chocolate Chip |
| #002 Black | #018 Bronze | #208 Lunar Blue |
| #004 Bedford Blue | #020 Sage | #260 Burgundy |
| #005 Brick Red | #021 Ebony Green | #331 Heritage Green |
| #007 Dark Gray | #025 Sienna Brown | #352 Dove Gray |
| #008 Colonial Blue | #049 Paintable | #613 Cranberry |
| #009 Pine Green | #200 Potters Clay | |

Note: All colors are Non-Paintable, except for #049 Paintable

CUSTOM MULTI-PIECE SHUTTERS **Specification Information**

Shutter Material

- Polypropylene Compound
- Non-Paintable (color thru) shutters
 - Polypropylene
 - UV Additives
- Paintable Shutter
 - Polystyrene

Manufacturing Process

- Injected Molded
- Extruded

Styles Available

- | | | |
|-----------------|-------------------------|----------------|
| ➤ Louver | ➤ Board n Batten | ➤ Arch Top |
| ➤ Raised Panel | ➤ Framed Board n Batten | ➤ Ledge Style |
| ➤ Classic Panel | ➤ Country Style | ➤ Dormer Style |
| ➤ Shaker Panel | ➤ Eyebrow | |

Sizes

- Widths:
 - See Individual Style Specification Sheets
- Lengths:
 - See Individual Style Specification Sheets

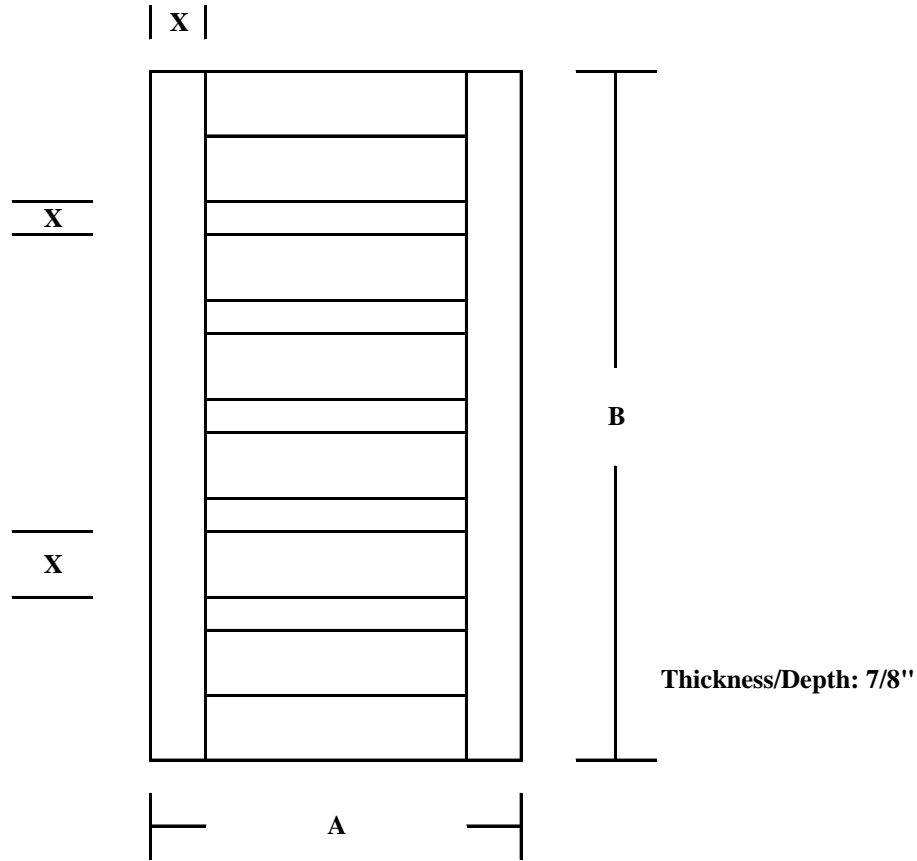
Method of Attachment

- Each pair of shutter comes with color matched spikes or screws with painted heads.

Available Colors

- | | | |
|----------------------|---------------------|-----------------------|
| ➤ #001 White | ➤ #011 Sandalwood | ➤ #206 Chocolate Chip |
| ➤ #002 Black | ➤ #018 Bronze | ➤ #208 Lunar Blue |
| ➤ #004 Bedford Blue | ➤ #020 Sage | ➤ #260 Burgundy |
| ➤ #005 Brick Red | ➤ #021 Ebony Green | ➤ #331 Heritage Green |
| ➤ #007 Dark | ➤ #025 Sienna Brown | ➤ #352 Dove Gray |
| ➤ #008 Colonial Blue | ➤ #049 Paintable | ➤ #613 Cranberry |
| ➤ #009 Pine Green | ➤ #200 Potters Clay | |

CUSTOM MULTI-PIECE SHUTTERS SHAKER PANEL- OPEN



Available Colors

#001 White

#002 Black

#004 Bedford Blue

#005 Brick Red

#007 Dark Gray

#008 Colonial Blue

#009 Pine Green

#011 Sandalwood

#018 Bronze

#020 Sage

#021 Ebony Green

#025 Sienna Brown

#049 Paintable

#200 Potters Clay

#206 Chocolate Chip

#208 Lunar Blue

#260 Burgundy

#331 Heritage Green

#352 Dove Gray

#613 Cranberry

A. Widths Available:

Nominal

7", 9", 10", 12", 15", 16" and 18"

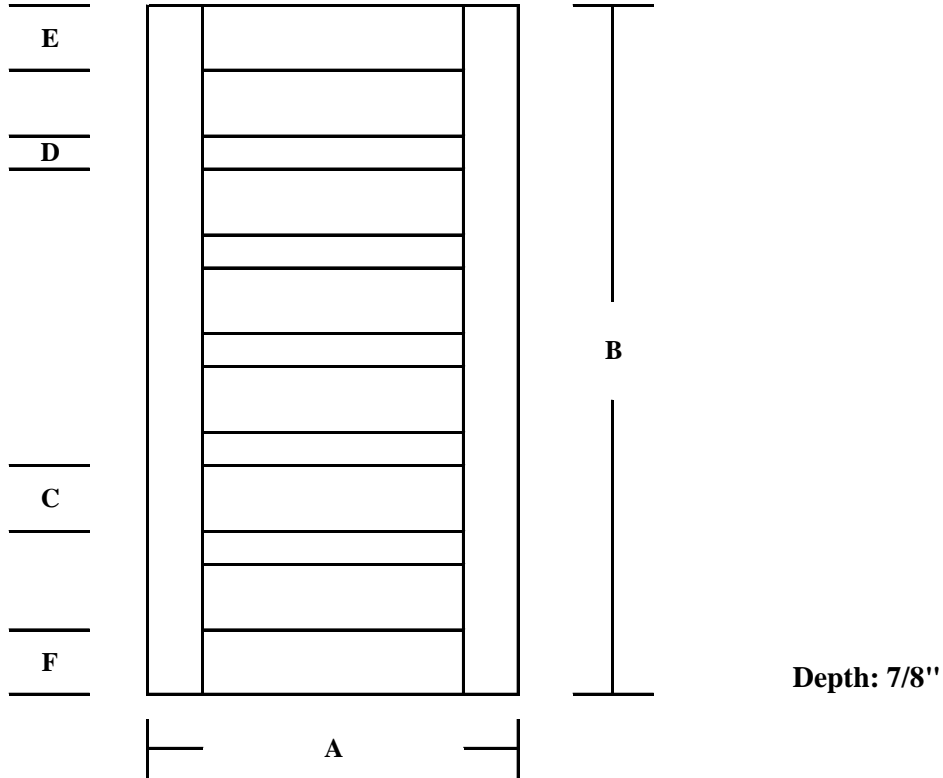
Actual

7", 9", 10", 12", 14 1/2", 16 1/4" and 17 3/4"

B. Lengths Available: 20" and up every 1/4"

X: See Specifications Sheet

CUSTOM MULTI-PIECE SHUTTERS SHAKER PANEL (OPEN)



Style: Open: _____

Actual Sizes

A. Width: 7" _____ 9" _____ 10" _____ 12" _____

14 1/2" _____ 16 1/4" _____ 17 3/4" _____ Other: _____

B. Length: _____ C. Horizontal Panels: _____

Placement of Horizontal Panels/ or Configuration #: _____

D. Gaps between Horizontal Panels (if Open): _____

E. Top: _____ F. Bottom: _____

Color: Note: Colors Are Not Paintable Except For #049 Paintable

Entire Shutter: _____

Frame: _____ Inside: _____

PERFECT SHUTTERS, inc.

SHUTTER TYPE	SHUTTER SIZE						
	Nominal 7" Actual 7"	Nominal 9" Actual 9"	Nominal 10" Actual 10"	Nominal 12" Actual 12"	Nominal 14" Actual 14 1/2"	Nominal 16" Actual 16 1/4"	Nominal 18" Actual 17 3/4"
TOP							
Custom Louver (Cathedral Top)	2"	2"	2 7/8"	2 7/8"	2 7/8"	2 7/8"	2 7/8"
Custom Louver (Straight Top)	2"	2"	3"	3"	3"	3"	3"
Custom Raised Panel	2"	2"	3"	3"	3"	3"	3"
Custom Classic Panel	N/A	N/A	3"	3"	3"	3"	3"
Custom Shaker Panel	3"	3"	4"	4"	4"	4"	4"
CENTER							
Custom Louver	2"	2"	3"	3"	3"	3"	3"
Custom Raised Panel	2"	2"	3"	3"	3"	3"	3"
Custom Classic Panel	N/A	N/A	3"	3"	3"	3"	3"
Custom Shaker Panel (Horizontal Panels)	2"	2"	3"	3"	3"	3"	3"
BOTTOM							
Custom Louver	3"	3"	4"	4"	4"	4"	4"
Custom Raised Panel	2"	2"	3"	3"	3"	3"	3"
Custom Classic Panel	N/A	N/A	3"	3"	3"	3"	3"
Custom Shaker Panel	3"	3"	4"	4"	4"	4"	4"
SIDE RAIL WIDTH							
Custom Louver	1 1/8"	2"	1 1/8"	2"	2"	2 7/8"	3 5/8"
Custom Raised Panel	1 1/8"	2"	1 1/8"	2"	2"	2 7/8"	3 5/8"
Custom Classic Panel	N/A	N/A	1 1/8"	2"	2"	2 7/8"	3 5/8"
Custom Shaker Panel	1 1/8"	2"	1 1/8"	2"	2"	2 7/8"	3 5/8"

CUSTOM MULTI-PIECE SHUTTER SHAKER PANEL- CLOSED



Configurations:

SO-1	SO-2	SO-3	SO-4	SO-5	SO-6	SO-7	SO-8	SO-9	SO-10
100%	50%	33%	20%	60%	25%	40%	20%	20%	40%
		33%	60%		25%		40%		20%
	50%	33%	20%	40%	25%	60%	40%	80%	40%

Available in . . .

Closed Panel
SC

Open Panel
SO

Eyebrow
SOA or SCA

Measurements:

Width: See specification drawings

Lengths: See specification drawings

Panels: See specification drawings

Available Colors:

#001 White	#011 Sandalwood	#206 Chocolate Chip
#002 Black	#018 Bronze	#208 Lunar Blue
#004 Bedford Blue	#020 Sage	#260 Burgundy
#005 Brick Red	#021 Ebony Green	#331 Heritage Green
#007 Dark Gray	#025 Sienna Brown	#352 Dove Gray
#008 Colonial Blue	#049 Paintable	#613 Cranberry
#009 Pine Green	#200 Potters Clay	

Center Mullion-(shown)
Two Color- Shown

Note: All colors are Non-Paintable, except for #049 Paintable

CUSTOM MULTI-PIECE SHUTTERS **Specification Information**

Shutter Material

- Polypropylene Compound
- Non-Paintable (color thru) shutters
 - Polypropylene
 - UV Additives
- Paintable Shutter
 - Polystyrene

Manufacturing Process

- Injected Molded
- Extruded

Styles Available

- | | | |
|-----------------|-------------------------|----------------|
| ➤ Louver | ➤ Board n Batten | ➤ Arch Top |
| ➤ Raised Panel | ➤ Framed Board n Batten | ➤ Ledge Style |
| ➤ Classic Panel | ➤ Country Style | ➤ Dormer Style |
| ➤ Shaker Panel | ➤ Eyebrow | |

Sizes

- Widths:
 - See Individual Style Specification Sheets
- Lengths:
 - See Individual Style Specification Sheets

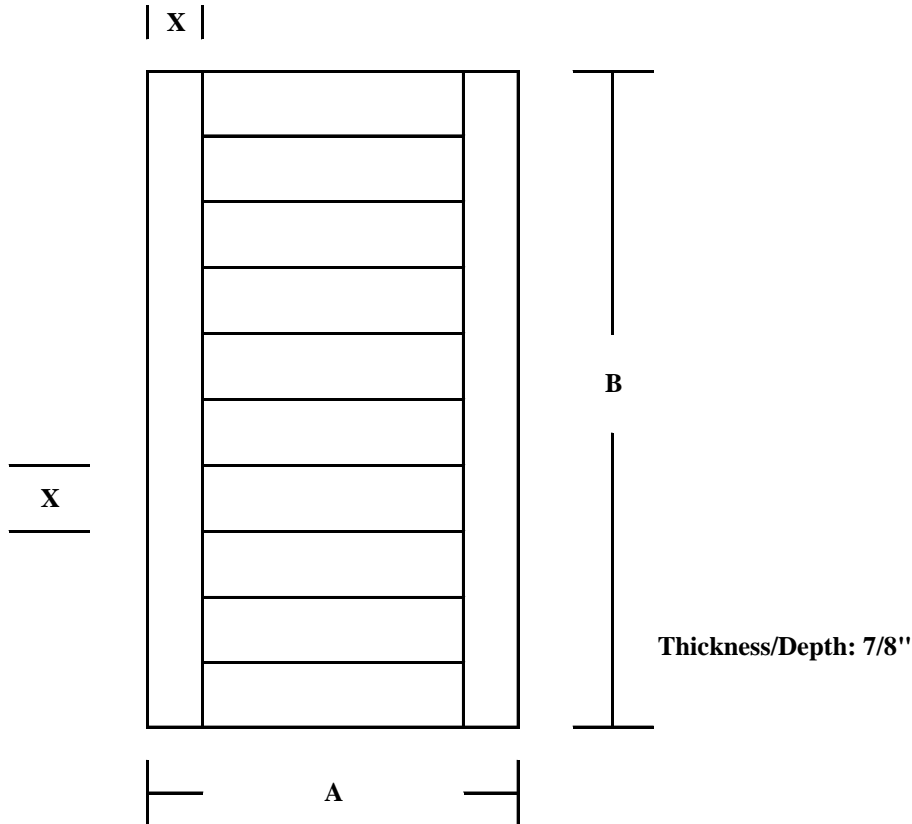
Method of Attachment

- Each pair of shutter comes with color matched spikes or screws with painted heads.

Available Colors

- | | | |
|----------------------|---------------------|-----------------------|
| ➤ #001 White | ➤ #011 Sandalwood | ➤ #206 Chocolate Chip |
| ➤ #002 Black | ➤ #018 Bronze | ➤ #208 Lunar Blue |
| ➤ #004 Bedford Blue | ➤ #020 Sage | ➤ #260 Burgundy |
| ➤ #005 Brick Red | ➤ #021 Ebony Green | ➤ #331 Heritage Green |
| ➤ #007 Dark | ➤ #025 Sienna Brown | ➤ #352 Dove Gray |
| ➤ #008 Colonial Blue | ➤ #049 Paintable | ➤ #613 Cranberry |
| ➤ #009 Pine Green | ➤ #200 Potters Clay | |

CUSTOM MULTI-PIECE SHUTTERS SHAKER PANEL- CLOSED



Available Colors

#001 White	#008 Colonial Blue	#021 Ebony Green	#208 Lunar Blue
#002 Black	#009 Pine Green	#025 Sienna Brown	#260 Burgundy
#004 Bedford Blue	#011 Sandalwood	#049 Paintable	#331 Heritage Green
#005 Brick Red	#018 Bronze	#200 Potters Clay	#352 Dove Gray
#007 Dark Gray	#020 Sage	#206 Chocolate Chip	#613 Cranberry

A. Widths Available:

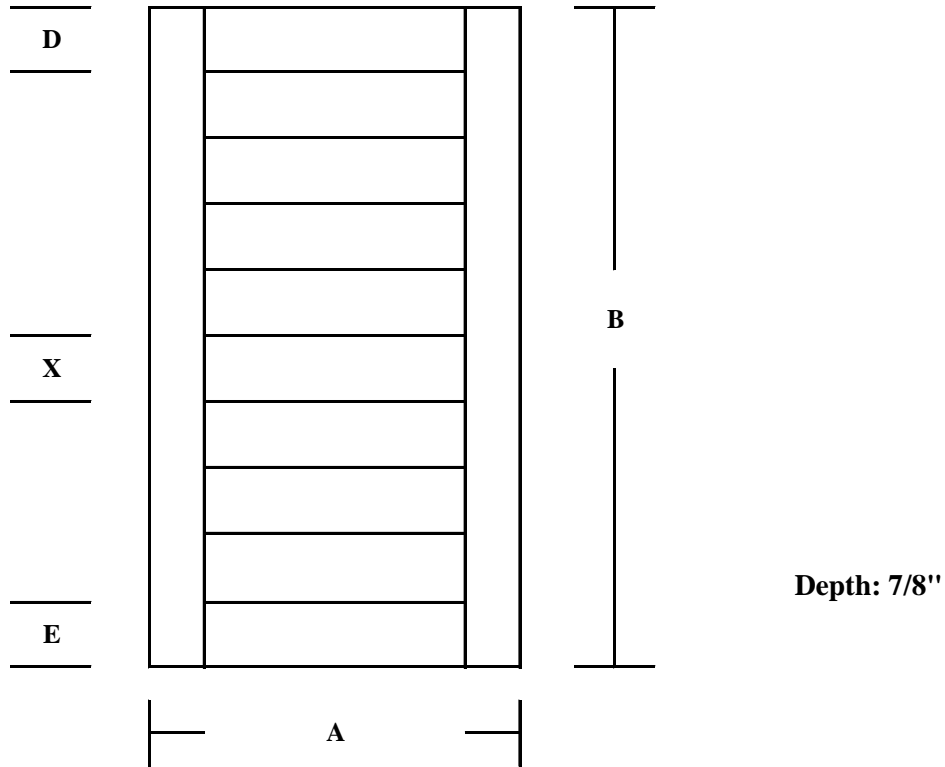
Nominal
7", 9", 10", 12", 15", 16" and 18"

Actual
7", 9", 10", 12", 14 1/2", 16 1/4" and 17 3/4"

B. Lengths Available: 20" and up every 1/4"

X: See Specifications Sheet

CUSTOM MULTI-PIECE SHUTTERS SHAKER PANEL (CLOSED)



Style: Closed: _____

Actual Sizes

A. Width: 7" _____ 9" _____ 10" _____ 12" _____

14 1/2" _____ 16 1/4" _____ 17 3/4" _____ Other: _____

B. Length: _____ X. Horizontal Panels Width: 3" _____

Placement of Horizontal Panels/ or Configuration #: _____

D. Top: _____

E. Bottom: _____

Color: Note: Colors Are Not Paintable Except For #049 Paintable

Entire Shutter: _____

Frame: _____ Inside: _____

PERFECT SHUTTERS, inc.

SHUTTER TYPE	SHUTTER SIZE						
	Nominal 7" Actual 7"	Nominal 9" Actual 9"	Nominal 10" Actual 10"	Nominal 12" Actual 12"	Nominal 14" Actual 14 1/2"	Nominal 16" Actual 16 1/4"	Nominal 18" Actual 17 3/4"
TOP							
Custom Louver (Cathedral Top)	2"	2"	2 7/8"	2 7/8"	2 7/8"	2 7/8"	2 7/8"
Custom Louver (Straight Top)	2"	2"	3"	3"	3"	3"	3"
Custom Raised Panel	2"	2"	3"	3"	3"	3"	3"
Custom Classic Panel	N/A	N/A	3"	3"	3"	3"	3"
Custom Shaker Panel	3"	3"	4"	4"	4"	4"	4"
CENTER							
Custom Louver	2"	2"	3"	3"	3"	3"	3"
Custom Raised Panel	2"	2"	3"	3"	3"	3"	3"
Custom Classic Panel	N/A	N/A	3"	3"	3"	3"	3"
Custom Shaker Panel (Horizontal Panels)	2"	2"	3"	3"	3"	3"	3"
BOTTOM							
Custom Louver	3"	3"	4"	4"	4"	4"	4"
Custom Raised Panel	2"	2"	3"	3"	3"	3"	3"
Custom Classic Panel	N/A	N/A	3"	3"	3"	3"	3"
Custom Shaker Panel	3"	3"	4"	4"	4"	4"	4"
SIDE RAIL WIDTH							
Custom Louver	1 1/8"	2"	1 1/8"	2"	2"	2 7/8"	3 5/8"
Custom Raised Panel	1 1/8"	2"	1 1/8"	2"	2"	2 7/8"	3 5/8"
Custom Classic Panel	N/A	N/A	1 1/8"	2"	2"	2 7/8"	3 5/8"
Custom Shaker Panel	1 1/8"	2"	1 1/8"	2"	2"	2 7/8"	3 5/8"